

SEI Small Cap Fund (CT 1)

Fact Sheet / July 31, 2024



Investment Strategy

The Small Cap Fund, (the "Fund") is a collective trust that aims to provide capital appreciation. Under normal circumstances, the Fund will invest primarily in U.S. small-cap stocks with market capitalization in the range of those found in its benchmark, the Russell 2000 Index, or the S&P SmallCap 600 Index. The Fund follows a style-neutral mandate which allows the Fund's sub-advisors to choose investments across the entire small-cap universe. The Fund's investments in equity securities may include common and preferred stocks, and to a limited extent, real estate investment trusts (REITs) and securities of larger companies.

Collective Investment Trusts

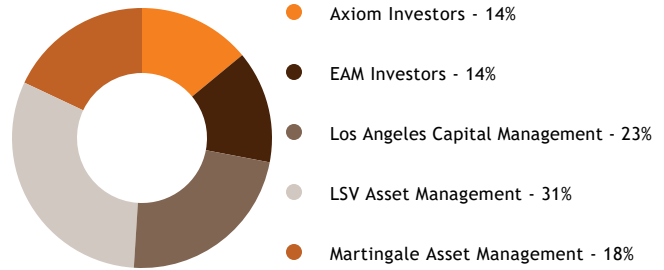
SEI Trust Company (the "Trustee") serves as the Trustee of the Fund and maintains ultimate fiduciary authority over the management of, and the investments made, in the Fund. The Fund is part of a Collective Investment Trust (the "Trust") operated by the Trustee. The SEI Core Strategies Collective Trust is a trust for the collective investment of assets of participating tax qualified pension and profit sharing plans and related trusts, and governmental plans as more fully described in the Declaration of Trust. The SEI Core Strategies Collective Trust is managed by SEI Trust Company, the Trustee, based on the investment advice of SEI Investments Management Corporation, the investment adviser to the Trust. As a bank collective trust, the SEI Core Strategies Collective Trust is exempt from registration as an investment company.

Fund Details

Total Net Assets	\$52.71 Million
Share Class	CT 1
CUSIP	999916CS6
Inception Date	December 29, 2008
Expenses Before Waivers	0.79%
Expenses After Waivers*	0.75%

* Fee waivers are voluntary and may be discontinued at any time.

Manager Allocations



Manager Details

Manager	Start Date	Key Attributes
Axiom Investors	Sep 23, 2016	Pursues momentum-driven returns, benchmark agnostic
EAM Investors	Dec 24, 2014	Momentum stock selection with SEI's active ESG integration
Los Angeles Capital Management	Mar 27, 2020	Value and stability factor exposure
LSV Asset Management	Jul 1, 1997	Strong, deep value-oriented small cap equities
Martingale Asset Management	Dec 19, 2018	Stability factor exposure plus fundamental focus

Performance Review

	Cumulative (%) as of Jul 31, 2024			Annualized (%) as of Jun 30, 2024				
	1 Month	3 Month	YTD	1 Year	3 Year	5 Year	10 Year	Since Inception
SEI Small Cap Fund (CT 1)	8.87	13.74	15.70	13.88	0.84	7.78	6.46	11.19

Calendar Year Returns (%)

	2023	2022	2021	2020	2019	2018	2017	2016
SEI Small Cap Fund (CT 1)	11.42	-17.44	25.04	12.73	23.43	-11.19	9.13	17.44

Past performance does not guarantee future results. Current performance may be higher or lower. The principal value and investment return of an investment will fluctuate so that shares, when redeemed, may be worth more or less than their original value.

To determine if the Fund is an appropriate investment for you, carefully consider the investment objectives, risk factors and charges and expenses before investing. This and other information can be found in the Fund's Declaration of Trust. Read the Declaration of Trust carefully before investing.

For Plan Participant Use

Portfolio Characteristics

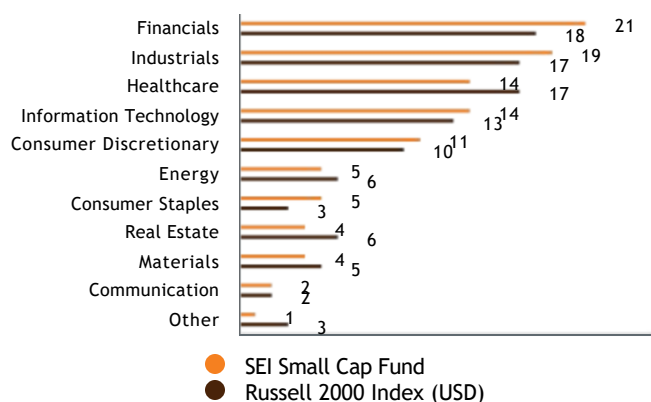
	Fund	Index
Weighted Capitalization (mil)	\$4,238	\$3,404
Number of Holdings	877	1,976
Price-to-Book Ratio	2.70	2.00
Median Forward Price to Earnings Ratio	19.10	16.20
Beta	0.86	N/A
Tracking Error (3 Year) (%)	4.45	N/A
Standard Deviation (3 Year) (%)	19.67	22.59

Top 10 Holdings (excluding cash)

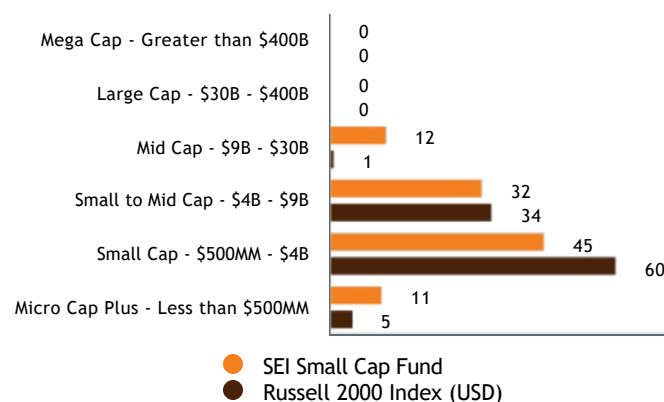
	% of Net Assets
SPROUTS FARMERS MARKETS INC	0.90
MUELLER INDUSTRIES INC	0.77
ENSIGN GROUP INC	0.75
FTAI AVIATION LTD	0.72
CASEYS GENERAL STORES INC	0.59
HAMILTON LANE INC	0.58
PARSONS CORP	0.56
CRANE CO	0.56
MODINE MANUFACTURING COMPANY	0.54
Q2 HOLDINGS INC	0.53

Holdings are subject to change.

Top 10 Sectors - (ex-cash) (% of portfolio)



Market Capitalization - (ex-cash) (% of portfolio)



Risk Information

There are risks involved with investing including loss of principal. There is no assurance that the objectives of any strategy or fund will be achieved or will be successful. No investment strategy, including diversification, can protect against market risk or loss.

Current and future portfolio holdings are subject to risk. In addition to the normal risks associated with investing, REIT investments are subject to changes in economic conditions, credit risk and interest rate fluctuations. In addition to the normal risks associated with investing, investments in smaller companies typically exhibit higher volatility.

Glossary and Important Information

Beta: Quantitative measure of the Fund's volatility relative to the benchmark used. A beta above 1 indicates the fund is more volatile than the overall market, while a beta below 1 indicates the fund is less volatile.

Price to Book Ratio: The most recent price of a security divided by the company's annual fiscal year basis book value per share. Preliminary book value per share figures are used when available otherwise the book value per share is from the most recent fully reported financials. When the denominator is negative, the output is suppressed.

Price to earnings ratio: The most recent price of a security divided by the company's annual fiscal year basis earnings per share. Preliminary earnings per share values are used when available otherwise the earnings per share is from the most recent fully reported financials. When the denominator is negative, the output is suppressed.

Standard Deviation (Absolute): Used to describe historical volatility, a statistical measure of the distance a quantity is likely to lie from its average value. It is applied to the annual rate of return of an investment, to measure the investment's volatility (risk). Standard Deviation is synonymous with volatility, in that the greater the standard deviation the more volatile an investment's return will be. A standard deviation of zero would mean an investment has a return rate that never varies.

Tracking error: The measure of the risk of the portfolio relative to the benchmark.

Weighted Capitalization: The market price of an entire company, calculated by multiplying the number of shares outstanding by the price per share.

For those SEI products which employ a multi-manager structure, SIMC is responsible for overseeing the sub-advisers and recommending their hiring, termination, and replacement.

The SEI Core Strategies Funds are collective trust funds not mutual funds. Collective trust funds are only available to qualified retirement plans and eliminate many of the administrative costs associated with retail and institutional mutual funds. A collective trust fund is exempt from SEC registration as an investment company under the Investment Company Act of 1940. The SEI Core Strategies Funds are managed by SEI Trust Company (STC), the trustee, based on the investment advice of SEI Investments Management Corporation (SIMC). STC and SIMC are wholly owned subsidiaries of SEI Investments Company. For more information on the collective trust funds, including fees and expenses, please read the disclosure document for the trust.

The Russell 2000 Index includes 2000 small-cap U.S. equity names and is used to measure the activity of the U.S. small-cap equity market.

• Not FDIC Insured • No Bank Guarantee • May Lose Value • © 2024 SEI®